# Tip Seal Replacement Procedure for IDP-3 Pump

X3803-90001

## Contents of Kit

A. 4 mm T-handle Allen wrench
B. Low lint cleaning wipes
C. Scotch-Brite™ 9" by 6" piece
D. Low lint cleaning swabs
E. Nitrile gloves (color may vary)
F. O-ring
G. Tip seal set
H. Silencer filter
I. Dust mask (to prevent any dust inhalation, Agilent recommends a dust mask to be used during IDP-3 maintenance)

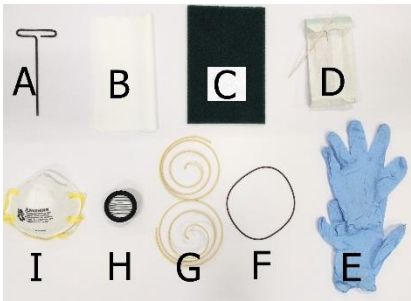


## Instructions

1. Vent MSD (if present). Unplug pump, wait at least 10 minutes for pump to cool. Put on gloves provided before beginning.
2. Unscrew muffler from exhaust of pump (front of pump) and replace filter. Reassemble. Set aside.

3. Remove gas ballast filter plug from gas ballast. Set aside.

4. Remove 4 screws on front cowling using 4 mm T-handle wrench



5. Disconnect fan connector and remove front cowling; set aside



6. Remove 4 screws using 4 mm T-handle wrench to separate outboard housing from orbiting plate.

7. Remove O-ring and both tip seals.



8. Clean both metal scrolls using Scotch-Brite™ pad, low lint cloth, and low lint cleaning swabs. If a cleaning fluid is necessary or desired, use isopropyl alcohol (not included). Do not use water, detergent, or home/industrial cleaning products. Do not used compressed air or aero duster.
9. Replace both tip seals using new tip seals provided. Insert from the center out, following natural direction of spiral of tip seal when shipped.

When reaching the outside end of insertion, cut the tip seal to leave 1/8" (3 mm) space past the rounded ½ circle end of the tip seal groove, leaving room for the tip seal to expand radially when necessary.

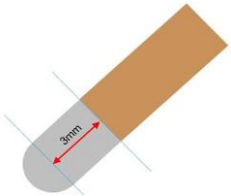


10. Install new O-ring.



11. Reassemble pump. Reassembly is reverse of disassembly. Do not forget to install the gas ballast filter plug.
12. Reconnect IDP-3 pump into instrument. No preconditioning of pump is necessary before returning pump to service. Run pump in an ambient environment <40 °C and allow for some airflow to the pump.

For more detailed instructions, please ask your local sales representative for help and request a copy of an IDP-3 Tip Seal Replacement Instruction Manual (X3803-90002). Alternatively, do ***IDP3 TipSeal*** search in YouTube and follow Agilent channels:

YouTube idp3 tipseal

*Never power the pump on while it is disassembled and always use proper personal protective equipment while working.*